

**ST ALOYSIUS COLLEGE**

**(AUTONOMOUS)**

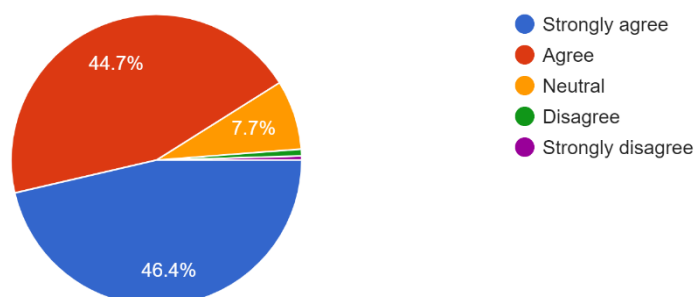
**MANGALORE – 575 003**



**STUDENT  
SATISFACTION SURVEY  
(SSS)**

# FIRST YEAR B COM

The overall quality of teaching learning process in your institute is very good  
662 responses



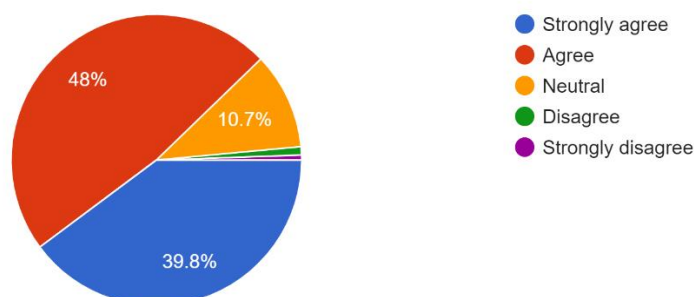
**Total Number of Students :741    Number of Responses : 662    Percentage Responded : 89.34**

Sl No	Question	Ave. response
1.	<b>How much of the syllabus was covered in the class?</b> 4 – 85 to 100%    3 – 70 to 84%    2 – 55 to 69%    1 – 30 to 54%    0 – Below 30%	<b>3.64</b>
2.	<b>How well did the teachers prepare for the classes?</b> 4 – Thoroughly    3 – Satisfactorily    2 – Poorly    1 – Indifferently 0 – Won't teach at all	<b>3.36</b>
3.	<b>How well were the teachers able to communicate?</b> 4 – Always effective    3 – Sometimes effective    2 – Just satisfactorily 1 – Generally ineffective    0 – Very poor communication	<b>3.31</b>
4.	<b>The teacher's approach to teaching can best be described as</b> 4 – Excellent    3 – Very good    2 – Good    1 – Fair    0 – Poor	<b>3.05</b>
5.	<b>Fairness of the internal evaluation process by the teachers.</b> 4 – Always fair    3 – Usually fair    2 – Sometimes unfair    1 – Usually unfair 0 – Unfair	<b>3.46</b>
6.	<b>Was your performance in assignments discussed with you?</b> 4 – Every time    3 – Usually    2 – Occasionally/Sometimes 1 – Rarely    0 – Never	<b>3.09</b>
7.	<b>The institute takes active interest in promoting internship, student exchange, field visit opportunities for students.</b> 4 – Regularly    3 – Often    2 – Sometimes    1 – Rarely    0 – Never	<b>3.19</b>
8.	<b>The teaching and mentoring process in your institution facilitates you in cognitive, social and emotional growth.</b> 4 – Significantly    3 – Very well    2 – Moderately    1 – Marginally 0 – Not at all	<b>3.21</b>
9.	<b>The institution provides multiple opportunities to learn and grow.</b> 4 – Strongly agree    3 – Agree    2 – Neutral    1 – Disagree 0 – Strongly disagree	<b>3.53</b>
10.	<b>Teachers inform you about your expected competencies, course outcomes and programme outcomes.</b> 4 – Every time    3 – Usually    2 – Occasionally/Sometimes 1 – Rarely    0 – Never	<b>3.38</b>

11.	<b>Your mentor does a necessary follow-up with an assigned task to you.</b> 4 – Every time 3 – Usually 2 – Occasionally/Sometimes 1 – Rarely 0 – I don't have a mentor	3.34
12.	<b>The teachers illustrate the concepts through examples and applications.</b> 4 – Every time 3 – Usually 2 – Occasionally/Sometimes 1 – Rarely 0 – Never	3.44
13.	<b>The teachers identify your strengths and encourage you with providing right level of challenges.</b> 4 – Fully 3 – Reasonably 2 – Partially 1 – Slightly 0 – Unable to	3.09
14.	<b>Teachers are able to identify your weaknesses and help you to overcome them.</b> 4 – Every time 3 – Usually 2 – Occasionally/Sometimes 1 – Rarely 0 – Never	2.86
15.	<b>The institution makes effort to engage students in the monitoring, review and continuous quality improvement of the teaching learning process.</b> 4 – Strongly agree 3 – Agree 2 – Neutral 1 – Disagree 0 – Strongly disagree	3.29
16.	<b>The institute/ teachers use student centric methods, such as experiential learning, participative learning and problem solving methodologies for enhancing learning experiences.</b> 4 – To a great extent 3 – Moderate 2 – Some what 1 – Very little 0 – Not at all	3.25
17.	<b>Teachers encourage you to participate in extracurricular activities.</b> 4 – Strongly agree 3 – Agree 2 – Neutral 1 – Disagree 0 – Strongly disagree	3.55
18.	<b>Efforts are made by the institute/ teachers to inculcate soft skills, life skills and employability skills to make you ready for the world of work.</b> 4 – To a great extent 3 – Moderate 2 – Somewhat 1 – Very little 0 – Not at all	3.36
19.	<b>What percentage of teachers use ICT tools such as LCD projector, Multimedia, etc. while teaching.</b> 4 – Above 90% 3 – 70 – 89% 2 – 50 – 69% 1 – 30 – 49% 0 – Below 29%	3.45
20.	<b>The overall quality of teaching-learning process in your institute is very good.</b> 4 – Strongly agree 3 – Agree 2 – Neutral 1 – Disagree 0 – Strongly disagree	3.36

## SECOND YEAR B COM

The overall quality of teaching learning process in your institute is very good  
540 responses



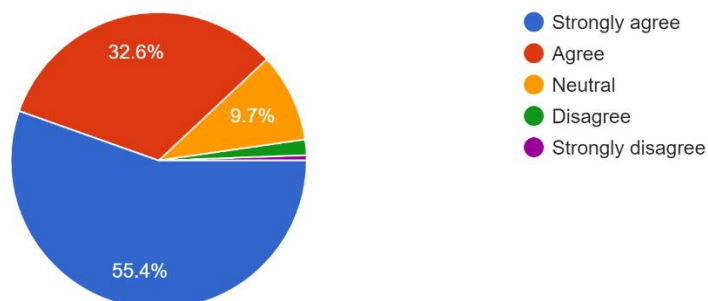
**Total Number of Students : 635    Number of Responses : 540    Percentage Responded : 85.04**

Sl No	Question	Ave. response
1.	<b>How much of the syllabus was covered in the class?</b> 4 – 85 to 100%    3 – 70 to 84%    2 – 55 to 69%    1 – 30 to 54%    0 – Below 30%	<b>3.31</b>
2.	<b>How well did the teachers prepare for the classes?</b> 4 – Thoroughly    3 – Satisfactorily    2 – Poorly    1 – Indifferently 0 – Won't teach at all	<b>3.38</b>
3.	<b>How well were the teachers able to communicate?</b> 4 – Always effective    3 – Sometimes effective    2 – Just satisfactorily 1 – Generally ineffective    0 – Very poor communication	<b>3.26</b>
4.	<b>The teacher's approach to teaching can best be described as</b> 4 – Excellent    3 – Very good    2 – Good    1 – Fair    0 – Poor	<b>2.93</b>
5.	<b>Fairness of the internal evaluation process by the teachers.</b> 4 – Always fair    3 – Usually fair    2 – Sometimes unfair    1 – Usually unfair 0 – Unfair	<b>3.24</b>
6.	<b>Was your performance in assignments discussed with you?</b> 4 – Every time    3 – Usually    2 – Occasionally/Sometimes 1 – Rarely    0 – Never	<b>2.44</b>
7.	<b>The institute takes active interest in promoting internship, student exchange, field visit opportunities for students.</b> 4 – Regularly    3 – Often    2 – Sometimes    1 – Rarely    0 – Never	<b>2.84</b>
8.	<b>The teaching and mentoring process in your institution facilitates you in cognitive, social and emotional growth.</b> 4 – Significantly    3 – Very well    2 – Moderately    1 – Marginally 0 – Not at all	<b>3.01</b>
9.	<b>The institution provides multiple opportunities to learn and grow.</b> 4 – Strongly agree    3 – Agree    2 – Neutral    1 – Disagree 0 – Strongly disagree	<b>3.39</b>
10.	<b>Teachers inform you about your expected competencies, course outcomes and programme outcomes.</b> 4 – Every time    3 – Usually    2 – Occasionally/Sometimes 1 – Rarely    0 – Never	<b>2.89</b>

11.	<b>Your mentor does a necessary follow-up with an assigned task to you.</b> 4 – Every time 3 – Usually 2 – Occasionally/Sometimes 1 – Rarely 0 – I don't have a mentor	3.29
12.	<b>The teachers illustrate the concepts through examples and applications.</b> 4 – Every time 3 – Usually 2 – Occasionally/Sometimes 1 – Rarely 0 – Never	3.35
13.	<b>The teachers identify your strengths and encourage you with providing right level of challenges.</b> 4 – Fully 3 – Reasonably 2 – Partially 1 – Slightly 0 – Unable to	2.97
14.	<b>Teachers are able to identify your weaknesses and help you to overcome them.</b> 4 – Every time 3 – Usually 2 – Occasionally/Sometimes 1 – Rarely 0 – Never	2.80
15.	<b>The institution makes effort to engage students in the monitoring, review and continuous quality improvement of the teaching learning process.</b> 4 – Strongly agree 3 – Agree 2 – Neutral 1 – Disagree 0 – Strongly disagree	3.17
16.	<b>The institute/ teachers use student centric methods, such as experiential learning, participative learning and problem solving methodologies for enhancing learning experiences.</b> 4 – To a great extent 3 – Moderate 2 – Some what 1 – Very little 0 – Not at all	3.11
17.	<b>Teachers encourage you to participate in extracurricular activities.</b> 4 – Strongly agree 3 – Agree 2 – Neutral 1 – Disagree 0 – Strongly disagree	3.38
18.	<b>Efforts are made by the institute/ teachers to inculcate soft skills, life skills and employability skills to make you ready for the world of work.</b> 4 – To a great extent 3 – Moderate 2 – Somewhat 1 – Very little 0 – Not at all	3.20
19.	<b>What percentage of teachers use ICT tools such as LCD projector, Multimedia, etc. while teaching.</b> 4 – Above 90% 3 – 70 – 89% 2 – 50 – 69% 1 – 30 – 49% 0 – Below 29%	2.91
20.	<b>The overall quality of teaching-learning process in your institute is very good.</b> 4 – Strongly agree 3 – Agree 2 – Neutral 1 – Disagree 0 – Strongly disagree	3.25

# FINAL YEAR B COM

The overall quality of teaching learning process in your institute is very good  
527 responses



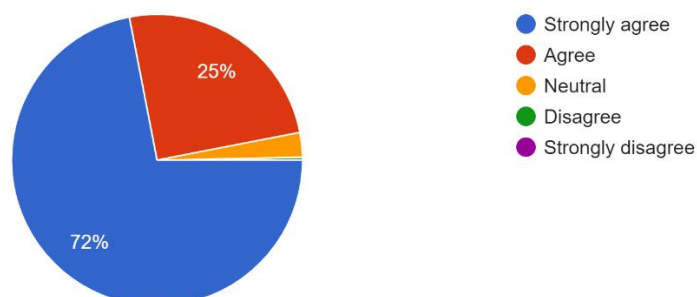
**Total Number of Students : 622    Number of Responses : 527    Percentage Responded : 84.73**

Sl No	Question	Ave. response
1.	<b>How much of the syllabus was covered in the class?</b> 4 – 85 to 100%    3 – 70 to 84%    2 – 55 to 69%    1 – 30 to 54%    0 – Below 30%	<b>3.75</b>
2.	<b>How well did the teachers prepare for the classes?</b> 4 – Thoroughly    3 – Satisfactorily    2 – Poorly    1 – Indifferently 0 – Won't teach at all	<b>3.52</b>
3.	<b>How well were the teachers able to communicate?</b> 4 – Always effective    3 – Sometimes effective    2 – Just satisfactorily 1 – Generally ineffective    0 – Very poor communication	<b>3.52</b>
4.	<b>The teacher's approach to teaching can best be described as</b> 4 – Excellent    3 – Very good    2 – Good    1 – Fair    0 – Poor	<b>3.28</b>
5.	<b>Fairness of the internal evaluation process by the teachers.</b> 4 – Always fair    3 – Usually fair    2 – Sometimes unfair    1 – Usually unfair 0 – Unfair	<b>3.54</b>
6.	<b>Was your performance in assignments discussed with you?</b> 4 – Every time    3 – Usually    2 – Occasionally/Sometimes 1 – Rarely    0 – Never	<b>3.00</b>
7.	<b>The institute takes active interest in promoting internship, student exchange, field visit opportunities for students.</b> 4 – Regularly    3 – Often    2 – Sometimes    1 – Rarely    0 – Never	<b>3.14</b>
8.	<b>The teaching and mentoring process in your institution facilitates you in cognitive, social and emotional growth.</b> 4 – Significantly    3 – Very well    2 – Moderately    1 – Marginally 0 – Not at all	<b>3.22</b>
9.	<b>The institution provides multiple opportunities to learn and grow.</b> 4 – Strongly agree    3 – Agree    2 – Neutral    1 – Disagree 0 – Strongly disagree	<b>3.48</b>
10.	<b>Teachers inform you about your expected competencies, course outcomes and programme outcomes.</b> 4 – Every time    3 – Usually    2 – Occasionally/Sometimes 1 – Rarely    0 – Never	<b>3.32</b>

11.	<b>Your mentor does a necessary follow-up with an assigned task to you.</b> 4 – Every time 3 – Usually 2 – Occasionally/Sometimes 1 – Rarely 0 – I don't have a mentor	3.37
12.	<b>The teachers illustrate the concepts through examples and applications.</b> 4 – Every time 3 – Usually 2 – Occasionally/Sometimes 1 – Rarely 0 – Never	3.51
13.	<b>The teachers identify your strengths and encourage you with providing right level of challenges.</b> 4 – Fully 3 – Reasonably 2 – Partially 1 – Slightly 0 – Unable to	3.12
14.	<b>Teachers are able to identify your weaknesses and help you to overcome them.</b> 4 – Every time 3 – Usually 2 – Occasionally/Sometimes 1 – Rarely 0 – Never	2.92
15.	<b>The institution makes effort to engage students in the monitoring, review and continuous quality improvement of the teaching learning process.</b> 4 – Strongly agree 3 – Agree 2 – Neutral 1 – Disagree 0 – Strongly disagree	3.29
16.	<b>The institute/ teachers use student centric methods, such as experiential learning, participative learning and problem solving methodologies for enhancing learning experiences.</b> 4 – To a great extent 3 – Moderate 2 – Some what 1 – Very little 0 – Not at all	3.37
17.	<b>Teachers encourage you to participate in extracurricular activities.</b> 4 – Strongly agree 3 – Agree 2 – Neutral 1 – Disagree 0 – Strongly disagree	3.53
18.	<b>Efforts are made by the institute/ teachers to inculcate soft skills, life skills and employability skills to make you ready for the world of work.</b> 4 – To a great extent 3 – Moderate 2 – Somewhat 1 – Very little 0 – Not at all	3.33
19.	<b>What percentage of teachers use ICT tools such as LCD projector, Multimedia, etc. while teaching.</b> 4 – Above 90% 3 – 70 – 89% 2 – 50 – 69% 1 – 30 – 49% 0 – Below 29%	3.43
20.	<b>The overall quality of teaching-learning process in your institute is very good.</b> 4 – Strongly agree 3 – Agree 2 – Neutral 1 – Disagree 0 – Strongly disagree	3.40

# FIRST YEAR B Sc

The overall quality of teaching learning process in your institute is very good  
328 responses



**Total Number of Students : 366    Number of Responses : 328    Percentage Responded : 89.61**

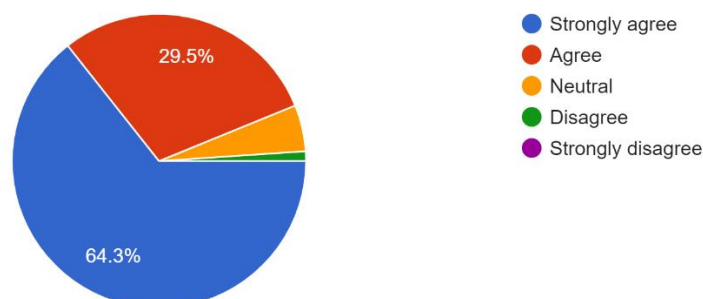
Sl No	Question	Ave. response
1.	<b>How much of the syllabus was covered in the class?</b> 4 – 85 to 100%    3 – 70 to 84%    2 – 55 to 69%    1– 30 to 54%    0 –Below 30%	<b>3.82</b>
2.	<b>How well did the teachers prepare for the classes?</b> 4 –Thoroughly    3 – Satisfactorily    2 – Poorly    1 – Indifferently 0 – Won't teach at all	<b>3.68</b>
3.	<b>How well were the teachers able to communicate?</b> 4 – Always effective    3 – Sometimes effective    2 – Just satisfactorily 1– Generally ineffective    0– Very poor communication	<b>3.65</b>
4.	<b>The teacher's approach to teaching can best be described as</b> 4– Excellent    3 – Very good    2 – Good    1 – Fair    0– Poor	<b>3.43</b>
5.	<b>Fairness of the internal evaluation process by the teachers.</b> 4 – Always fair    3 – Usually fair    2 – Sometimes unfair    1 – Usually unfair 0– Unfair	<b>3.71</b>
6.	<b>Was your performance in assignments discussed with you?</b> 4 – Every time    3 – Usually    2 – Occasionally/Sometimes 1 – Rarely    0– Never	<b>3.22</b>
7.	<b>The institute takes active interest in promoting internship, student exchange, field visit opportunities for students.</b> 4 – Regularly    3 – Often    2 – Sometimes    1 – Rarely    0– Never	<b>3.41</b>
8.	<b>The teaching and mentoring process in your institution facilitates you in cognitive, social and emotional growth.</b> 4 – Significantly    3 – Very well    2 – Moderately    1 – Marginally 0– Not at all	<b>3.46</b>
9.	<b>The institution provides multiple opportunities to learn and grow.</b> 4 – Strongly agree    3 – Agree    2 – Neutral    1 – Disagree 0– Strongly disagree	<b>3.70</b>
10.	<b>Teachers inform you about your expected competencies, course outcomes and programme outcomes.</b> 4 – Every time    3 – Usually    2– Occasionally/Sometimes 1 – Rarely    0– Never	<b>3.60</b>



11.	<b>Your mentor does a necessary follow-up with an assigned task to you.</b> 4 – Every time 3 – Usually 2 – Occasionally/Sometimes 1 – Rarely 0 – I don't have a mentor	3.64
12.	<b>The teachers illustrate the concepts through examples and applications.</b> 4 – Every time 3 – Usually 2 – Occasionally/Sometimes 1 – Rarely 0 – Never	3.72
13.	<b>The teachers identify your strengths and encourage you with providing right level of challenges.</b> 4 – Fully 3 – Reasonably 2 – Partially 1 – Slightly 0 – Unable to	3.51
14.	<b>Teachers are able to identify your weaknesses and help you to overcome them.</b> 4 – Every time 3 – Usually 2 – Occasionally/Sometimes 1 – Rarely 0 – Never	3.28
15.	<b>The institution makes effort to engage students in the monitoring, review and continuous quality improvement of the teaching learning process.</b> 4 – Strongly agree 3 – Agree 2 – Neutral 1 – Disagree 0 – Strongly disagree	3.56
16.	<b>The institute/ teachers use student centric methods, such as experiential learning, participative learning and problem solving methodologies for enhancing learning experiences.</b> 4 – To a great extent 3 – Moderate 2 – Some what 1 – Very little 0 – Not at all	3.56
17.	<b>Teachers encourage you to participate in extracurricular activities.</b> 4 – Strongly agree 3 – Agree 2 – Neutral 1 – Disagree 0 – Strongly disagree	3.64
18.	<b>Efforts are made by the institute/ teachers to inculcate soft skills, life skills and employability skills to make you ready for the world of work.</b> 4 – To a great extent 3 – Moderate 2 – Somewhat 1 – Very little 0 – Not at all	3.58
19.	<b>What percentage of teachers use ICT tools such as LCD projector, Multimedia, etc. while teaching.</b> 4 – Above 90% 3 – 70 – 89% 2 – 50 – 69% 1 – 30 – 49% 0 – Below 29%	3.54
20.	<b>The overall quality of teaching-learning process in your institute is very good.</b> 4 – Strongly agree 3 – Agree 2 – Neutral 1 – Disagree 0 – Strongly disagree	3.68

## SECOND YEAR B Sc

The overall quality of teaching learning process in your institute is very good  
373 responses



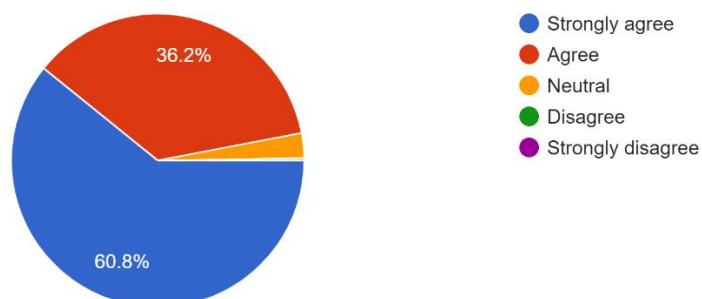
**Total Number of Students : 397    Number of Responses : 373    Percentage Responded : 93.95**

Sl No	Question	Ave. response
1.	<b>How much of the syllabus was covered in the class?</b> 4 – 85 to 100%    3 – 70 to 84%    2 – 55 to 69%    1– 30 to 54%    0 –Below 30%	<b>3.62</b>
2.	<b>How well did the teachers prepare for the classes?</b> 4 –Thoroughly    3 – Satisfactorily    2 – Poorly    1 – Indifferently 0 – Won't teach at all	<b>3.60</b>
3.	<b>How well were the teachers able to communicate?</b> 4 – Always effective    3 – Sometimes effective    2 – Just satisfactorily 1– Generally ineffective    0– Very poor communication	<b>3.60</b>
4.	<b>The teacher's approach to teaching can best be described as</b> 4– Excellent    3 – Very good    2 – Good    1 – Fair 0– Poor	<b>3.41</b>
5.	<b>Fairness of the internal evaluation process by the teachers.</b> 4 – Always fair    3 – Usually fair    2 – Sometimes unfair    1 – Usually unfair 0– Unfair	<b>3.66</b>
6.	<b>Was your performance in assignments discussed with you?</b> 4 – Every time    3 – Usually    2 – Occasionally/Sometimes 1 – Rarely    0– Never	<b>3.17</b>
7.	<b>The institute takes active interest in promoting internship, student exchange, field visit opportunities for students.</b> 4 – Regularly    3 – Often    2 – Sometimes    1 – Rarely    0– Never	<b>3.37</b>
8.	<b>The teaching and mentoring process in your institution facilitates you in cognitive, social and emotional growth.</b> 4 – Significantly    3 – Very well    2 – Moderately    1 – Marginally 0– Not at all	<b>3.42</b>
9.	<b>The institution provides multiple opportunities to learn and grow.</b> 4 – Strongly agree    3 – Agree    2 – Neutral    1 – Disagree 0– Strongly disagree	<b>3.62</b>
10.	<b>Teachers inform you about your expected competencies, course outcomes and programme outcomes.</b> 4 – Every time    3 – Usually    2– Occasionally/Sometimes 1 – Rarely    0– Never	<b>3.51</b>

11.	<b>Your mentor does a necessary follow-up with an assigned task to you.</b> 4 – Every time 3 – Usually 2 – Occasionally/Sometimes 1 – Rarely 0 – I don't have a mentor	3.56
12.	<b>The teachers illustrate the concepts through examples and applications.</b> 4 – Every time 3 – Usually 2 – Occasionally/Sometimes 1 – Rarely 0 – Never	3.63
13.	<b>The teachers identify your strengths and encourage you with providing right level of challenges.</b> 4 – Fully 3 – Reasonably 2 – Partially 1 – Slightly 0 – Unable to	3.42
14.	<b>Teachers are able to identify your weaknesses and help you to overcome them.</b> 4 – Every time 3 – Usually 2 – Occasionally/Sometimes 1 – Rarely 0 – Never	3.28
15.	<b>The institution makes effort to engage students in the monitoring, review and continuous quality improvement of the teaching learning process.</b> 4 – Strongly agree 3 – Agree 2 – Neutral 1 – Disagree 0 – Strongly disagree	3.53
16.	<b>The institute/ teachers use student centric methods, such as experiential learning, participative learning and problem solving methodologies for enhancing learning experiences.</b> 4 – To a great extent 3 – Moderate 2 – Some what 1 – Very little 0 – Not at all	3.46
17.	<b>Teachers encourage you to participate in extracurricular activities.</b> 4 – Strongly agree 3 – Agree 2 – Neutral 1 – Disagree 0 – Strongly disagree	3.62
18.	<b>Efforts are made by the institute/ teachers to inculcate soft skills, life skills and employability skills to make you ready for the world of work.</b> 4 – To a great extent 3 – Moderate 2 – Somewhat 1 – Very little 0 – Not at all	3.55
19.	<b>What percentage of teachers use ICT tools such as LCD projector, Multimedia, etc. while teaching.</b> 4 – Above 90% 3 – 70 – 89% 2 – 50 – 69% 1 – 30 – 49% 0 – Below 29%	3.21
20.	<b>The overall quality of teaching-learning process in your institute is very good.</b> 4 – Strongly agree 3 – Agree 2 – Neutral 1 – Disagree 0 – Strongly disagree	3.57

## FINAL YEAR B Sc

The overall quality of teaching learning process in your institute is very good  
398 responses



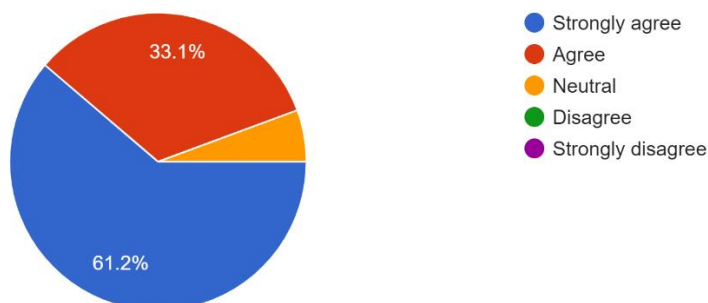
**Total Total Number of Students : 417 Number of Responses : 398 Percentage Responded : 95.44**

Sl No	Question	Ave. response
1.	<b>How much of the syllabus was covered in the class?</b> 4 – 85 to 100% 3 – 70 to 84% 2 – 55 to 69% 1– 30 to 54% 0 –Below 30%	<b>3.77</b>
2.	<b>How well did the teachers prepare for the classes?</b> 4 –Thoroughly 3 – Satisfactorily 2 – Poorly 1 – Indifferently 0 – Won't teach at all	<b>3.68</b>
3.	<b>How well were the teachers able to communicate?</b> 4 – Always effective 3 – Sometimes effective 2 – Just satisfactorily 1– Generally ineffective 0– Very poor communication	<b>3.64</b>
4.	<b>The teacher's approach to teaching can best be described as</b> 4– Excellent 3 – Very good 2 – Good 1 – Fair 0– Poor	<b>3.37</b>
5.	<b>Fairness of the internal evaluation process by the teachers.</b> 4 – Always fair 3 – Usually fair 2 – Sometimes unfair 1 – Usually unfair 0– Unfair	<b>3.70</b>
6.	<b>Was your performance in assignments discussed with you?</b> 4 – Every time 3 – Usually 2 – Occasionally/Sometimes 1 – Rarely 0– Never	<b>3.09</b>
7.	<b>The institute takes active interest in promoting internship, student exchange, field visit opportunities for students.</b> 4 – Regularly 3 – Often 2 – Sometimes 1 – Rarely 0– Never	<b>3.36</b>
8.	<b>The teaching and mentoring process in your institution facilitates you in cognitive, social and emotional growth.</b> 4 – Significantly 3 – Very well 2 – Moderately 1 – Marginally 0– Not at all	<b>3.60</b>
9.	<b>The institution provides multiple opportunities to learn and grow.</b> 4 – Strongly agree 3 – Agree 2 – Neutral 1 – Disagree 0– Strongly disagree	<b>3.89</b>
10.	<b>Teachers inform you about your expected competencies, course outcomes and programme outcomes.</b> 4 – Every time 3 – Usually 2– Occasionally/Sometimes 1 – Rarely 0– Never	<b>3.77</b>

11.	<b>Your mentor does a necessary follow-up with an assigned task to you.</b> 4 – Every time 3 – Usually 2 – Occasionally/Sometimes 1 – Rarely 0 – I don't have a mentor	3.79
12.	<b>The teachers illustrate the concepts through examples and applications.</b> 4 – Every time 3 – Usually 2 – Occasionally/Sometimes 1 – Rarely 0 – Never	3.83
13.	<b>The teachers identify your strengths and encourage you with providing right level of challenges.</b> 4 – Fully 3 – Reasonably 2 – Partially 1 – Slightly 0 – Unable to	3.58
14.	<b>Teachers are able to identify your weaknesses and help you to overcome them.</b> 4 – Every time 3 – Usually 2 – Occasionally/Sometimes 1 – Rarely 0 – Never	3.38
15.	<b>The institution makes effort to engage students in the monitoring, review and continuous quality improvement of the teaching learning process.</b> 4 – Strongly agree 3 – Agree 2 – Neutral 1 – Disagree 0 – Strongly disagree	3.69
16.	<b>The institute/ teachers use student centric methods, such as experiential learning, participative learning and problem solving methodologies for enhancing learning experiences.</b> 4 – To a great extent 3 – Moderate 2 – Some what 1 – Very little 0 – Not at all	3.72
17.	<b>Teachers encourage you to participate in extracurricular activities.</b> 4 – Strongly agree 3 – Agree 2 – Neutral 1 – Disagree 0 – Strongly disagree	3.85
18.	<b>Efforts are made by the institute/ teachers to inculcate soft skills, life skills and employability skills to make you ready for the world of work.</b> 4 – To a great extent 3 – Moderate 2 – Somewhat 1 – Very little 0 – Not at all	3.71
19.	<b>What percentage of teachers use ICT tools such as LCD projector, Multimedia, etc. while teaching.</b> 4 – Above 90% 3 – 70 – 89% 2 – 50 – 69% 1 – 30 – 49% 0 – Below 29%	3.59
20.	<b>The overall quality of teaching-learning process in your institute is very good.</b> 4 – Strongly agree 3 – Agree 2 – Neutral 1 – Disagree 0 – Strongly disagree	3.60

# FIRST YEAR B A

The overall quality of teaching learning process in your institute is very good  
178 responses



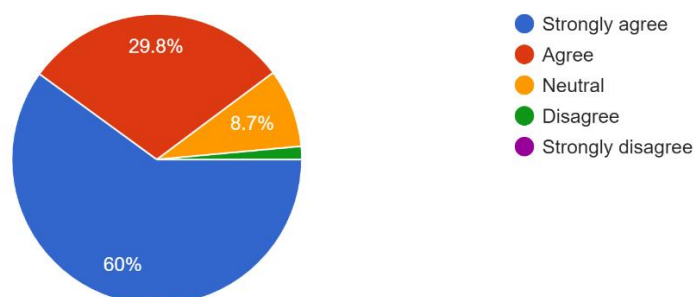
**Total Number of Students : 226    Number of Responses : 178    Percentage Responded : 78.76**

SI No	Question	Ave. response
1.	<b>How much of the syllabus was covered in the class?</b> 4 – 85 to 100%    3 – 70 to 84%    2 – 55 to 69%    1 – 30 to 54%    0 – Below 30%	<b>3.66</b>
2.	<b>How well did the teachers prepare for the classes?</b> 4 – Thoroughly    3 – Satisfactorily    2 – Poorly    1 – Indifferently 0 – Won't teach at all	<b>3.53</b>
3.	<b>How well were the teachers able to communicate?</b> 4 – Always effective    3 – Sometimes effective    2 – Just satisfactorily 1 – Generally ineffective    0 – Very poor communication	<b>3.59</b>
4.	<b>The teacher's approach to teaching can best be described as</b> 4 – Excellent    3 – Very good    2 – Good    1 – Fair    0 – Poor	<b>3.28</b>
5.	<b>Fairness of the internal evaluation process by the teachers.</b> 4 – Always fair    3 – Usually fair    2 – Sometimes unfair    1 – Usually unfair 0 – Unfair	<b>3.61</b>
6.	<b>Was your performance in assignments discussed with you?</b> 4 – Every time    3 – Usually    2 – Occasionally/Sometimes 1 – Rarely    0 – Never	<b>3.09</b>
7.	<b>The institute takes active interest in promoting internship, student exchange, field visit opportunities for students.</b> 4 – Regularly    3 – Often    2 – Sometimes    1 – Rarely    0 – Never	<b>3.26</b>
8.	<b>The teaching and mentoring process in your institution facilitates you in cognitive, social and emotional growth.</b> 4 – Significantly    3 – Very well    2 – Moderately    1 – Marginally 0 – Not at all	<b>3.35</b>
9.	<b>The institution provides multiple opportunities to learn and grow.</b> 4 – Strongly agree    3 – Agree    2 – Neutral    1 – Disagree 0 – Strongly disagree	<b>3.63</b>
10.	<b>Teachers inform you about your expected competencies, course outcomes and programme outcomes.</b> 4 – Every time    3 – Usually    2 – Occasionally/Sometimes 1 – Rarely    0 – Never	<b>3.51</b>

11.	<b>Your mentor does a necessary follow-up with an assigned task to you.</b> 4 – Every time 3 – Usually 2 – Occasionally/Sometimes 1 – Rarely 0 – I don't have a mentor	3.54
12.	<b>The teachers illustrate the concepts through examples and applications.</b> 4 – Every time 3 – Usually 2 – Occasionally/Sometimes 1 – Rarely 0 – Never	3.61
13.	<b>The teachers identify your strengths and encourage you with providing right level of challenges.</b> 4 – Fully 3 – Reasonably 2 – Partially 1 – Slightly 0 – Unable to	3.23
14.	<b>Teachers are able to identify your weaknesses and help you to overcome them.</b> 4 – Every time 3 – Usually 2 – Occasionally/Sometimes 1 – Rarely 0 – Never	3.06
15.	<b>The institution makes effort to engage students in the monitoring, review and continuous quality improvement of the teaching learning process.</b> 4 – Strongly agree 3 – Agree 2 – Neutral 1 – Disagree 0 – Strongly disagree	3.44
16.	<b>The institute/ teachers use student centric methods, such as experiential learning, participative learning and problem solving methodologies for enhancing learning experiences.</b> 4 – To a great extent 3 – Moderate 2 – Some what 1 – Very little 0 – Not at all	3.45
17.	<b>Teachers encourage you to participate in extracurricular activities.</b> 4 – Strongly agree 3 – Agree 2 – Neutral 1 – Disagree 0 – Strongly disagree	3.62
18.	<b>Efforts are made by the institute/ teachers to inculcate soft skills, life skills and employability skills to make you ready for the world of work.</b> 4 – To a great extent 3 – Moderate 2 – Somewhat 1 – Very little 0 – Not at all	3.48
19.	<b>What percentage of teachers use ICT tools such as LCD projector, Multimedia, etc. while teaching.</b> 4 – Above 90% 3 – 70 – 89% 2 – 50 – 69% 1 – 30 – 49% 0 – Below 29%	3.53
20.	<b>The overall quality of teaching-learning process in your institute is very good.</b> 4 – Strongly agree 3 – Agree 2 – Neutral 1 – Disagree 0 – Strongly disagree	3.55

## SECOND AND FINAL YEAR B A

The overall quality of teaching learning process in your institute is very good  
275 responses



**Total Number of Students :361    Number of Responses : 275    Percentage Responded : 76.18**

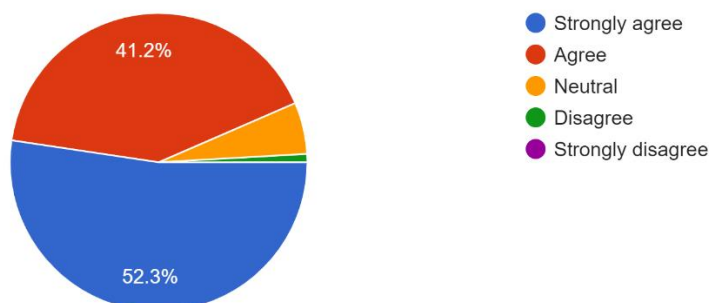
Sl No	Question	Ave. response
1.	<b>How much of the syllabus was covered in the class?</b> 4 – 85 to 100%    3 – 70 to 84%    2 – 55 to 69%    1 – 30 to 54%    0 – Below 30%	<b>3.53</b>
2.	<b>How well did the teachers prepare for the classes?</b> 4 – Thoroughly    3 – Satisfactorily    2 – Poorly    1 – Indifferently 0 – Won't teach at all	<b>3.56</b>
3.	<b>How well were the teachers able to communicate?</b> 4 – Always effective    3 – Sometimes effective    2 – Just satisfactorily 1 – Generally ineffective    0 – Very poor communication	<b>3.50</b>
4.	<b>The teacher's approach to teaching can best be described as</b> 4 – Excellent    3 – Very good    2 – Good    1 – Fair    0 – Poor	<b>3.24</b>
5.	<b>Fairness of the internal evaluation process by the teachers.</b> 4 – Always fair    3 – Usually fair    2 – Sometimes unfair    1 – Usually unfair 0 – Unfair	<b>3.52</b>
6.	<b>Was your performance in assignments discussed with you?</b> 4 – Every time    3 – Usually    2 – Occasionally/Sometimes 1 – Rarely    0 – Never	<b>2.89</b>
7.	<b>The institute takes active interest in promoting internship, student exchange, field visit opportunities for students.</b> 4 – Regularly    3 – Often    2 – Sometimes    1 – Rarely    0 – Never	<b>3.22</b>
8.	<b>The teaching and mentoring process in your institution facilitates you in cognitive, social and emotional growth.</b> 4 – Significantly    3 – Very well    2 – Moderately    1 – Marginally 0 – Not at all	<b>3.17</b>
9.	<b>The institution provides multiple opportunities to learn and grow.</b> 4 – Strongly agree    3 – Agree    2 – Neutral    1 – Disagree 0 – Strongly disagree	<b>3.49</b>
10.	<b>Teachers inform you about your expected competencies, course outcomes and programme outcomes.</b> 4 – Every time    3 – Usually    2 – Occasionally/Sometimes 1 – Rarely    0 – Never	<b>3.29</b>



11.	<b>Your mentor does a necessary follow-up with an assigned task to you.</b> 4 – Every time 3 – Usually 2 – Occasionally/Sometimes 1 – Rarely 0 – I don't have a mentor	3.30
12.	<b>The teachers illustrate the concepts through examples and applications.</b> 4 – Every time 3 – Usually 2 – Occasionally/Sometimes 1 – Rarely 0 – Never	3.53
13.	<b>The teachers identify your strengths and encourage you with providing right level of challenges.</b> 4 – Fully 3 – Reasonably 2 – Partially 1 – Slightly 0 – Unable to	3.17
14.	<b>Teachers are able to identify your weaknesses and help you to overcome them.</b> 4 – Every time 3 – Usually 2 – Occasionally/Sometimes 1 – Rarely 0 – Never	2.92
15.	<b>The institution makes effort to engage students in the monitoring, review and continuous quality improvement of the teaching learning process.</b> 4 – Strongly agree 3 – Agree 2 – Neutral 1 – Disagree 0 – Strongly disagree	3.37
16.	<b>The institute/ teachers use student centric methods, such as experiential learning, participative learning and problem solving methodologies for enhancing learning experiences.</b> 4 – To a great extent 3 – Moderate 2 – Some what 1 – Very little 0 – Not at all	3.35
17.	<b>Teachers encourage you to participate in extracurricular activities.</b> 4 – Strongly agree 3 – Agree 2 – Neutral 1 – Disagree 0 – Strongly disagree	3.43
18.	<b>Efforts are made by the institute/ teachers to inculcate soft skills, life skills and employability skills to make you ready for the world of work.</b> 4 – To a great extent 3 – Moderate 2 – Somewhat 1 – Very little 0 – Not at all	3.34
19.	<b>What percentage of teachers use ICT tools such as LCD projector, Multimedia, etc. while teaching.</b> 4 – Above 90% 3 – 70 – 89% 2 – 50 – 69% 1 – 30 – 49% 0 – Below 29%	2.76
20.	<b>The overall quality of teaching-learning process in your institute is very good.</b> 4 – Strongly agree 3 – Agree 2 – Neutral 1 – Disagree 0 – Strongly disagree	3.48

# BCA

The overall quality of teaching learning process in your institute is very good  
447 responses



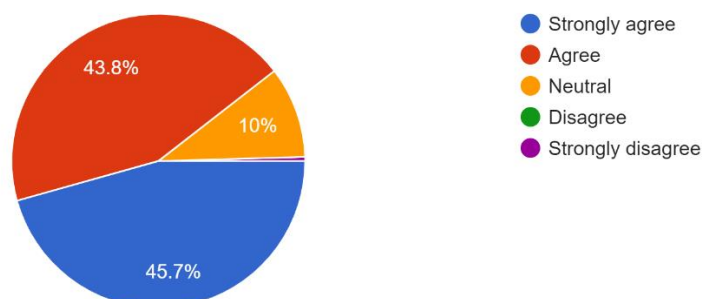
**Total Number of Students : 487    Number of Responses : 447    Percentage Responded : 91.79**

Sl No	Question	Ave. response
1.	<b>How much of the syllabus was covered in the class?</b> 4 – 85 to 100%    3 – 70 to 84%    2 – 55 to 69%    1– 30 to 54%    0 –Below 30%	<b>3.48</b>
2.	<b>How well did the teachers prepare for the classes?</b> 4 –Thoroughly    3 – Satisfactorily    2 – Poorly    1 – Indifferently 0 – Won't teach at all	<b>3.36</b>
3.	<b>How well were the teachers able to communicate?</b> 4 – Always effective    3 – Sometimes effective    2 – Just satisfactorily 1– Generally ineffective    0– Very poor communication	<b>3.37</b>
4.	<b>The teacher's approach to teaching can best be described as</b> 4– Excellent    3 – Very good    2 – Good    1 – Fair    0– Poor	<b>3.18</b>
5.	<b>Fairness of the internal evaluation process by the teachers.</b> 4 – Always fair    3 – Usually fair    2 – Sometimes unfair    1 – Usually unfair 0– Unfair	<b>3.47</b>
6.	<b>Was your performance in assignments discussed with you?</b> 4 – Every time    3 – Usually    2 – Occasionally/Sometimes 1 – Rarely    0– Never	<b>2.88</b>
7.	<b>The institute takes active interest in promoting internship, student exchange, field visit opportunities for students.</b> 4 – Regularly    3 – Often    2 – Sometimes    1 – Rarely    0– Never	<b>3.17</b>
8.	<b>The teaching and mentoring process in your institution facilitates you in cognitive, social and emotional growth.</b> 4 – Significantly    3 – Very well    2 – Moderately    1 – Marginally 0– Not at all	<b>3.19</b>
9.	<b>The institution provides multiple opportunities to learn and grow.</b> 4 – Strongly agree    3 – Agree    2 – Neutral    1 – Disagree 0– Strongly disagree	<b>3.52</b>
10.	<b>Teachers inform you about your expected competencies, course outcomes and programme outcomes.</b> 4 – Every time    3 – Usually    2– Occasionally/Sometimes 1 – Rarely    0– Never	<b>3.32</b>

11.	<b>Your mentor does a necessary follow-up with an assigned task to you.</b> 4 – Every time 3 – Usually 2 – Occasionally/Sometimes 1 – Rarely 0 – I don't have a mentor	3.36
12.	<b>The teachers illustrate the concepts through examples and applications.</b> 4 – Every time 3 – Usually 2 – Occasionally/Sometimes 1 – Rarely 0 – Never	3.41
13.	<b>The teachers identify your strengths and encourage you with providing right level of challenges.</b> 4 – Fully 3 – Reasonably 2 – Partially 1 – Slightly 0 – Unable to	3.20
14.	<b>Teachers are able to identify your weaknesses and help you to overcome them.</b> 4 – Every time 3 – Usually 2 – Occasionally/Sometimes 1 – Rarely 0 – Never	2.94
15.	<b>The institution makes effort to engage students in the monitoring, review and continuous quality improvement of the teaching learning process.</b> 4 – Strongly agree 3 – Agree 2 – Neutral 1 – Disagree 0 – Strongly disagree	3.31
16.	<b>The institute/ teachers use student centric methods, such as experiential learning, participative learning and problem solving methodologies for enhancing learning experiences.</b> 4 – To a great extent 3 – Moderate 2 – Some what 1 – Very little 0 – Not at all	3.26
17.	<b>Teachers encourage you to participate in extracurricular activities.</b> 4 – Strongly agree 3 – Agree 2 – Neutral 1 – Disagree 0 – Strongly disagree	3.43
18.	<b>Efforts are made by the institute/ teachers to inculcate soft skills, life skills and employability skills to make you ready for the world of work.</b> 4 – To a great extent 3 – Moderate 2 – Somewhat 1 – Very little 0 – Not at all	3.27
19.	<b>What percentage of teachers use ICT tools such as LCD projector, Multimedia, etc. while teaching.</b> 4 – Above 90% 3 – 70 – 89% 2 – 50 – 69% 1 – 30 – 49% 0 – Below 29%	3.37
20.	<b>The overall quality of teaching-learning process in your institute is very good.</b> 4 – Strongly agree 3 – Agree 2 – Neutral 1 – Disagree 0 – Strongly disagree	3.44

# FIRST YEAR B B A

The overall quality of teaching learning process in your institute is very good  
219 responses



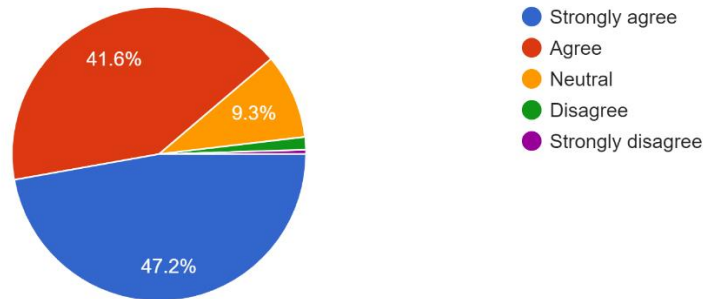
**Total Number of Students : 262    Number of Responses : 219    Percentage Responded : 83.59**

Sl No	Question	Ave. response
1.	<b>How much of the syllabus was covered in the class?</b> 4 – 85 to 100%    3 – 70 to 84%    2 – 55 to 69%    1– 30 to 54%    0 –Below 30%	<b>3.83</b>
2.	<b>How well did the teachers prepare for the classes?</b> 4 –Thoroughly    3 – Satisfactorily    2 – Poorly    1 – Indifferently 0 – Won't teach at all	<b>3.37</b>
3.	<b>How well were the teachers able to communicate?</b> 4 – Always effective    3 – Sometimes effective    2 – Just satisfactorily 1– Generally ineffective    0– Very poor communication	<b>3.21</b>
4.	<b>The teacher's approach to teaching can best be described as</b> 4– Excellent    3 – Very good    2 – Good    1 – Fair 0– Poor	<b>2.96</b>
5.	<b>Fairness of the internal evaluation process by the teachers.</b> 4 – Always fair    3 – Usually fair    2 – Sometimes unfair    1 – Usually unfair 0– Unfair	<b>3.48</b>
6.	<b>Was your performance in assignments discussed with you?</b> 4 – Every time    3 – Usually    2 – Occasionally/Sometimes 1 – Rarely    0– Never	<b>2.39</b>
7.	<b>The institute takes active interest in promoting internship, student exchange, field visit opportunities for students.</b> 4 – Regularly    3 – Often    2 – Sometimes    1 – Rarely    0– Never	<b>2.81</b>
8.	<b>The teaching and mentoring process in your institution facilitates you in cognitive, social and emotional growth.</b> 4 – Significantly    3 – Very well    2 – Moderately    1 – Marginally 0– Not at all	<b>3.04</b>
9.	<b>The institution provides multiple opportunities to learn and grow.</b> 4 – Strongly agree    3 – Agree    2 – Neutral    1 – Disagree 0– Strongly disagree	<b>3.49</b>
10.	<b>Teachers inform you about your expected competencies, course outcomes and programme outcomes.</b> 4 – Every time    3 – Usually    2– Occasionally/Sometimes 1 – Rarely    0– Never	<b>3.25</b>

11.	<b>Your mentor does a necessary follow-up with an assigned task to you.</b> 4 – Every time 3 – Usually 2 – Occasionally/Sometimes 1 – Rarely 0 – I don't have a mentor	3.34
12.	<b>The teachers illustrate the concepts through examples and applications.</b> 4 – Every time 3 – Usually 2 – Occasionally/Sometimes 1 – Rarely 0 – Never	3.40
13.	<b>The teachers identify your strengths and encourage you with providing right level of challenges.</b> 4 – Fully 3 – Reasonably 2 – Partially 1 – Slightly 0 – Unable to	3.07
14.	<b>Teachers are able to identify your weaknesses and help you to overcome them.</b> 4 – Every time 3 – Usually 2 – Occasionally/Sometimes 1 – Rarely 0 – Never	2.91
15.	<b>The institution makes effort to engage students in the monitoring, review and continuous quality improvement of the teaching learning process.</b> 4 – Strongly agree 3 – Agree 2 – Neutral 1 – Disagree 0 – Strongly disagree	3.20
16.	<b>The institute/ teachers use student centric methods, such as experiential learning, participative learning and problem solving methodologies for enhancing learning experiences.</b> 4 – To a great extent 3 – Moderate 2 – Some what 1 – Very little 0 – Not at all	3.15
17.	<b>Teachers encourage you to participate in extracurricular activities.</b> 4 – Strongly agree 3 – Agree 2 – Neutral 1 – Disagree 0 – Strongly disagree	3.64
18.	<b>Efforts are made by the institute/ teachers to inculcate soft skills, life skills and employability skills to make you ready for the world of work.</b> 4 – To a great extent 3 – Moderate 2 – Somewhat 1 – Very little 0 – Not at all	3.23
19.	<b>What percentage of teachers use ICT tools such as LCD projector, Multimedia, etc. while teaching.</b> 4 – Above 90% 3 – 70 – 89% 2 – 50 – 69% 1 – 30 – 49% 0 – Below 29%	3.41
20.	<b>The overall quality of teaching-learning process in your institute is very good.</b> 4 – Strongly agree 3 – Agree 2 – Neutral 1 – Disagree 0 – Strongly disagree	3.34

## SECOND YEAR B B A

The overall quality of teaching learning process in your institute is very good  
214 responses



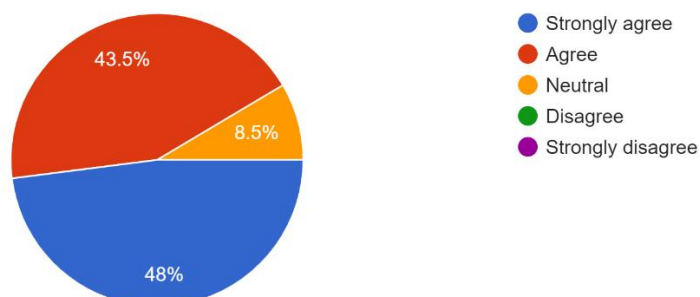
**Total Number of Students : 253    Number of Responses : 214    Percentage Responded : 84.58**

Sl No	Question	Ave. response
1.	<b>How much of the syllabus was covered in the class?</b> 4 – 85 to 100%    3 – 70 to 84%    2 – 55 to 69%    1– 30 to 54%    0 –Below 30%	<b>3.58</b>
2.	<b>How well did the teachers prepare for the classes?</b> 4 –Thoroughly    3 – Satisfactorily    2 – Poorly    1 – Indifferently 0 – Won't teach at all	<b>3.34</b>
3.	<b>How well were the teachers able to communicate?</b> 4 – Always effective    3 – Sometimes effective    2 – Just satisfactorily 1– Generally ineffective    0– Very poor communication	<b>3.30</b>
4.	<b>The teacher's approach to teaching can best be described as</b> 4– Excellent    3 – Very good    2 – Good    1 – Fair 0– Poor	<b>3.01</b>
5.	<b>Fairness of the internal evaluation process by the teachers.</b> 4 – Always fair    3 – Usually fair    2 – Sometimes unfair    1 – Usually unfair 0– Unfair	<b>3.39</b>
6.	<b>Was your performance in assignments discussed with you?</b> 4 – Every time    3 – Usually    2 – Occasionally/Sometimes 1 – Rarely    0– Never	<b>2.82</b>
7.	<b>The institute takes active interest in promoting internship, student exchange, field visit opportunities for students.</b> 4 – Regularly    3 – Often    2 – Sometimes    1 – Rarely    0– Never	<b>2.55</b>
8.	<b>The teaching and mentoring process in your institution facilitates you in cognitive, social and emotional growth.</b> 4 – Significantly    3 – Very well    2 – Moderately    1 – Marginally 0– Not at all	<b>2.91</b>
9.	<b>The institution provides multiple opportunities to learn and grow.</b> 4 – Strongly agree    3 – Agree    2 – Neutral    1 – Disagree 0– Strongly disagree	<b>3.32</b>
10.	<b>Teachers inform you about your expected competencies, course outcomes and programme outcomes.</b> 4 – Every time    3 – Usually    2– Occasionally/Sometimes 1 – Rarely    0– Never	<b>3.24</b>

11.	<b>Your mentor does a necessary follow-up with an assigned task to you.</b> 4 – Every time 3 – Usually 2 – Occasionally/Sometimes 1 – Rarely 0 – I don't have a mentor	3.34
12.	<b>The teachers illustrate the concepts through examples and applications.</b> 4 – Every time 3 – Usually 2 – Occasionally/Sometimes 1 – Rarely 0 – Never	3.32
13.	<b>The teachers identify your strengths and encourage you with providing right level of challenges.</b> 4 – Fully 3 – Reasonably 2 – Partially 1 – Slightly 0 – Unable to	2.93
14.	<b>Teachers are able to identify your weaknesses and help you to overcome them.</b> 4 – Every time 3 – Usually 2 – Occasionally/Sometimes 1 – Rarely 0 – Never	2.74
15.	<b>The institution makes effort to engage students in the monitoring, review and continuous quality improvement of the teaching learning process.</b> 4 – Strongly agree 3 – Agree 2 – Neutral 1 – Disagree 0 – Strongly disagree	3.12
16.	<b>The institute/ teachers use student centric methods, such as experiential learning, participative learning and problem solving methodologies for enhancing learning experiences.</b> 4 – To a great extent 3 – Moderate 2 – Some what 1 – Very little 0 – Not at all	3.06
17.	<b>Teachers encourage you to participate in extracurricular activities.</b> 4 – Strongly agree 3 – Agree 2 – Neutral 1 – Disagree 0 – Strongly disagree	3.42
18.	<b>Efforts are made by the institute/ teachers to inculcate soft skills, life skills and employability skills to make you ready for the world of work.</b> 4 – To a great extent 3 – Moderate 2 – Somewhat 1 – Very little 0 – Not at all	3.18
19.	<b>What percentage of teachers use ICT tools such as LCD projector, Multimedia, etc. while teaching.</b> 4 – Above 90% 3 – 70 – 89% 2 – 50 – 69% 1 – 30 – 49% 0 – Below 29%	3.25
20.	<b>The overall quality of teaching-learning process in your institute is very good.</b> 4 – Strongly agree 3 – Agree 2 – Neutral 1 – Disagree 0 – Strongly disagree	3.34

# FINAL YEAR B B A

The overall quality of teaching learning process in your institute is very good  
223 responses



**Total Number of Students : 248    Number of Responses : 223    Percentage Responded : 89.92**

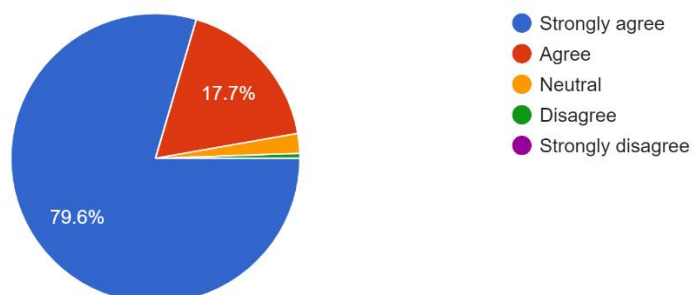
Sl No	Question	Ave. response
1.	<b>How much of the syllabus was covered in the class?</b> 4 – 85 to 100%    3 – 70 to 84%    2 – 55 to 69%    1– 30 to 54%    0 –Below 30%	<b>3.45</b>
2.	<b>How well did the teachers prepare for the classes?</b> 4 –Thoroughly    3 – Satisfactorily    2 – Poorly    1 – Indifferently 0 – Won't teach at all	<b>3.45</b>
3.	<b>How well were the teachers able to communicate?</b> 4 – Always effective    3 – Sometimes effective    2 – Just satisfactorily 1– Generally ineffective    0– Very poor communication	<b>3.37</b>
4.	<b>The teacher's approach to teaching can best be described as</b> 4– Excellent    3 – Very good    2 – Good    1 – Fair 0– Poor	<b>3.12</b>
5.	<b>Fairness of the internal evaluation process by the teachers.</b> 4 – Always fair    3 – Usually fair    2 – Sometimes unfair    1 – Usually unfair 0– Unfair	<b>3.47</b>
6.	<b>Was your performance in assignments discussed with you?</b> 4 – Every time    3 – Usually    2 – Occasionally/Sometimes 1 – Rarely    0– Never	<b>2.71</b>
7.	<b>The institute takes active interest in promoting internship, student exchange, field visit opportunities for students.</b> 4 – Regularly    3 – Often    2 – Sometimes    1 – Rarely    0– Never	<b>2.92</b>
8.	<b>The teaching and mentoring process in your institution facilitates you in cognitive, social and emotional growth.</b> 4 – Significantly    3 – Very well    2 – Moderately    1 – Marginally 0– Not at all	<b>3.18</b>
9.	<b>The institution provides multiple opportunities to learn and grow.</b> 4 – Strongly agree    3 – Agree    2 – Neutral    1 – Disagree 0– Strongly disagree	<b>3.43</b>
10.	<b>Teachers inform you about your expected competencies, course outcomes and programme outcomes.</b> 4 – Every time    3 – Usually    2– Occasionally/Sometimes 1 – Rarely    0– Never	<b>3.23</b>



11.	<b>Your mentor does a necessary follow-up with an assigned task to you.</b> 4 – Every time 3 – Usually 2 – Occasionally/Sometimes 1 – Rarely 0 – I don't have a mentor	3.27
12.	<b>The teachers illustrate the concepts through examples and applications.</b> 4 – Every time 3 – Usually 2 – Occasionally/Sometimes 1 – Rarely 0 – Never	3.41
13.	<b>The teachers identify your strengths and encourage you with providing right level of challenges.</b> 4 – Fully 3 – Reasonably 2 – Partially 1 – Slightly 0 – Unable to	2.98
14.	<b>Teachers are able to identify your weaknesses and help you to overcome them.</b> 4 – Every time 3 – Usually 2 – Occasionally/Sometimes 1 – Rarely 0 – Never	2.92
15.	<b>The institution makes effort to engage students in the monitoring, review and continuous quality improvement of the teaching learning process.</b> 4 – Strongly agree 3 – Agree 2 – Neutral 1 – Disagree 0 – Strongly disagree	3.17
16.	<b>The institute/ teachers use student centric methods, such as experiential learning, participative learning and problem solving methodologies for enhancing learning experiences.</b> 4 – To a great extent 3 – Moderate 2 – Some what 1 – Very little 0 – Not at all	3.15
17.	<b>Teachers encourage you to participate in extracurricular activities.</b> 4 – Strongly agree 3 – Agree 2 – Neutral 1 – Disagree 0 – Strongly disagree	3.31
18.	<b>Efforts are made by the institute/ teachers to inculcate soft skills, life skills and employability skills to make you ready for the world of work.</b> 4 – To a great extent 3 – Moderate 2 – Somewhat 1 – Very little 0 – Not at all	3.26
19.	<b>What percentage of teachers use ICT tools such as LCD projector, Multimedia, etc. while teaching.</b> 4 – Above 90% 3 – 70 – 89% 2 – 50 – 69% 1 – 30 – 49% 0 – Below 29%	3.53
20.	<b>The overall quality of teaching-learning process in your institute is very good.</b> 4 – Strongly agree 3 – Agree 2 – Neutral 1 – Disagree 0 – Strongly disagree	3.39

## B Voc

The overall quality of teaching learning process in your institute is very good  
181 responses



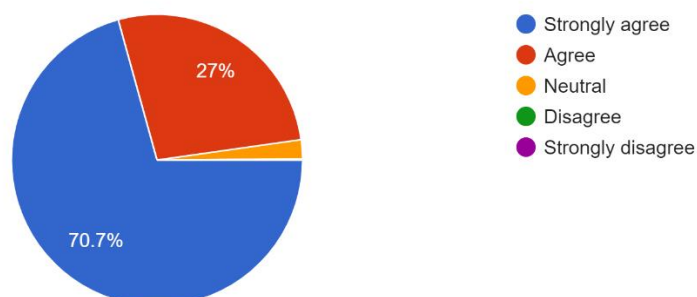
**Total Number of Students : 324    Number of Responses : 181    Percentage Responded : 55.86**

Sl No	Question	Ave. response
1.	<b>How much of the syllabus was covered in the class?</b> 4 – 85 to 100%    3 – 70 to 84%    2 – 55 to 69%    1 – 30 to 54%    0 – Below 30%	<b>3.87</b>
2.	<b>How well did the teachers prepare for the classes?</b> 4 – Thoroughly    3 – Satisfactorily    2 – Poorly    1 – Indifferently 0 – Won't teach at all	<b>3.67</b>
3.	<b>How well were the teachers able to communicate?</b> 4 – Always effective    3 – Sometimes effective    2 – Just satisfactorily 1 – Generally ineffective    0 – Very poor communication	<b>3.86</b>
4.	<b>The teacher's approach to teaching can best be described as</b> 4 – Excellent    3 – Very good    2 – Good    1 – Fair    0 – Poor	<b>3.70</b>
5.	<b>Fairness of the internal evaluation process by the teachers.</b> 4 – Always fair    3 – Usually fair    2 – Sometimes unfair    1 – Usually unfair 0 – Unfair	<b>3.76</b>
6.	<b>Was your performance in assignments discussed with you?</b> 4 – Every time    3 – Usually    2 – Occasionally/Sometimes 1 – Rarely    0 – Never	<b>3.73</b>
7.	<b>The institute takes active interest in promoting internship, student exchange, field visit opportunities for students.</b> 4 – Regularly    3 – Often    2 – Sometimes    1 – Rarely    0 – Never	<b>3.60</b>
8.	<b>The teaching and mentoring process in your institution facilitates you in cognitive, social and emotional growth.</b> 4 – Significantly    3 – Very well    2 – Moderately    1 – Marginally 0 – Not at all	<b>3.44</b>
9.	<b>The institution provides multiple opportunities to learn and grow.</b> 4 – Strongly agree    3 – Agree    2 – Neutral    1 – Disagree 0 – Strongly disagree	<b>3.71</b>
10.	<b>Teachers inform you about your expected competencies, course outcomes and programme outcomes.</b> 4 – Every time    3 – Usually    2 – Occasionally/Sometimes 1 – Rarely    0 – Never	<b>3.76</b>

11.	<b>Your mentor does a necessary follow-up with an assigned task to you.</b> 4 – Every time 3 – Usually 2 – Occasionally/Sometimes 1 – Rarely 0 – I don't have a mentor	3.77
12.	<b>The teachers illustrate the concepts through examples and applications.</b> 4 – Every time 3 – Usually 2 – Occasionally/Sometimes 1 – Rarely 0 – Never	3.82
13.	<b>The teachers identify your strengths and encourage you with providing right level of challenges.</b> 4 – Fully 3 – Reasonably 2 – Partially 1 – Slightly 0 – Unable to	3.68
14.	<b>Teachers are able to identify your weaknesses and help you to overcome them.</b> 4 – Every time 3 – Usually 2 – Occasionally/Sometimes 1 – Rarely 0 – Never	3.62
15.	<b>The institution makes effort to engage students in the monitoring, review and continuous quality improvement of the teaching learning process.</b> 4 – Strongly agree 3 – Agree 2 – Neutral 1 – Disagree 0 – Strongly disagree	3.69
16.	<b>The institute/ teachers use student centric methods, such as experiential learning, participative learning and problem solving methodologies for enhancing learning experiences.</b> 4 – To a great extent 3 – Moderate 2 – Some what 1 – Very little 0 – Not at all	3.65
17.	<b>Teachers encourage you to participate in extracurricular activities.</b> 4 – Strongly agree 3 – Agree 2 – Neutral 1 – Disagree 0 – Strongly disagree	3.73
18.	<b>Efforts are made by the institute/ teachers to inculcate soft skills, life skills and employability skills to make you ready for the world of work.</b> 4 – To a great extent 3 – Moderate 2 – Somewhat 1 – Very little 0 – Not at all	3.77
19.	<b>What percentage of teachers use ICT tools such as LCD projector, Multimedia, etc. while teaching.</b> 4 – Above 90% 3 – 70 – 89% 2 – 50 – 69% 1 – 30 – 49% 0 – Below 29%	3.77
20.	<b>The overall quality of teaching-learning process in your institute is very good.</b> 4 – Strongly agree 3 – Agree 2 – Neutral 1 – Disagree 0 – Strongly disagree	3.76

## PG Programmes Main Campus

The overall quality of teaching learning process in your institute is very good  
710 responses



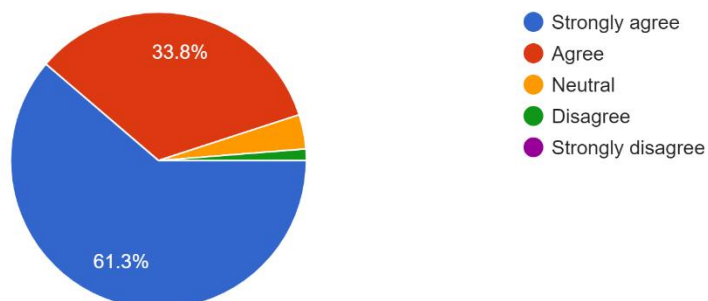
**Total Number of Students : 857    Number of Responses : 710    Percentage Responded : 82.85**

Sl No	Question	Ave. response
1.	<b>How much of the syllabus was covered in the class?</b> 4 – 85 to 100%    3 – 70 to 84%    2 – 55 to 69%    1 – 30 to 54%    0 – Below 30%	<b>3.64</b>
2.	<b>How well did the teachers prepare for the classes?</b> 4 – Thoroughly    3 – Satisfactorily    2 – Poorly    1 – Indifferently 0 – Won't teach at all	<b>3.71</b>
3.	<b>How well were the teachers able to communicate?</b> 4 – Always effective    3 – Sometimes effective    2 – Just satisfactorily 1 – Generally ineffective    0 – Very poor communication	<b>3.77</b>
4.	<b>The teacher's approach to teaching can best be described as</b> 4 – Excellent    3 – Very good    2 – Good    1 – Fair    0 – Poor	<b>3.53</b>
5.	<b>Fairness of the internal evaluation process by the teachers.</b> 4 – Always fair    3 – Usually fair    2 – Sometimes unfair    1 – Usually unfair 0 – Unfair	<b>3.72</b>
6.	<b>Was your performance in assignments discussed with you?</b> 4 – Every time    3 – Usually    2 – Occasionally/Sometimes 1 – Rarely    0 – Never	<b>3.41</b>
7.	<b>The institute takes active interest in promoting internship, student exchange, field visit opportunities for students.</b> 4 – Regularly    3 – Often    2 – Sometimes    1 – Rarely    0 – Never	<b>3.56</b>
8.	<b>The teaching and mentoring process in your institution facilitates you in cognitive, social and emotional growth.</b> 4 – Significantly    3 – Very well    2 – Moderately    1 – Marginally 0 – Not at all	<b>3.46</b>
9.	<b>The institution provides multiple opportunities to learn and grow.</b> 4 – Strongly agree    3 – Agree    2 – Neutral    1 – Disagree 0 – Strongly disagree	<b>3.64</b>
10.	<b>Teachers inform you about your expected competencies, course outcomes and programme outcomes.</b> 4 – Every time    3 – Usually    2 – Occasionally/Sometimes 1 – Rarely    0 – Never	<b>3.00</b>

11.	<b>Your mentor does a necessary follow-up with an assigned task to you.</b> 4 – Every time 3 – Usually 2 – Occasionally/Sometimes 1 – Rarely 0 – I don't have a mentor	3.69
12.	<b>The teachers illustrate the concepts through examples and applications.</b> 4 – Every time 3 – Usually 2 – Occasionally/Sometimes 1 – Rarely 0 – Never	3.73
13.	<b>The teachers identify your strengths and encourage you with providing right level of challenges.</b> 4 – Fully 3 – Reasonably 2 – Partially 1 – Slightly 0 – Unable to	3.51
14.	<b>Teachers are able to identify your weaknesses and help you to overcome them.</b> 4 – Every time 3 – Usually 2 – Occasionally/Sometimes 1 – Rarely 0 – Never	3.38
15.	<b>The institution makes effort to engage students in the monitoring, review and continuous quality improvement of the teaching learning process.</b> 4 – Strongly agree 3 – Agree 2 – Neutral 1 – Disagree 0 – Strongly disagree	3.60
16.	<b>The institute/ teachers use student centric methods, such as experiential learning, participative learning and problem solving methodologies for enhancing learning experiences.</b> 4 – To a great extent 3 – Moderate 2 – Some what 1 – Very little 0 – Not at all	3.63
17.	<b>Teachers encourage you to participate in extracurricular activities.</b> 4 – Strongly agree 3 – Agree 2 – Neutral 1 – Disagree 0 – Strongly disagree	3.63
18.	<b>Efforts are made by the institute/ teachers to inculcate soft skills, life skills and employability skills to make you ready for the world of work.</b> 4 – To a great extent 3 – Moderate 2 – Somewhat 1 – Very little 0 – Not at all	3.62
19.	<b>What percentage of teachers use ICT tools such as LCD projector, Multimedia, etc. while teaching.</b> 4 – Above 90% 3 – 70 – 89% 2 – 50 – 69% 1 – 30 – 49% 0 – Below 29%	3.65
20.	<b>The overall quality of teaching-learning process in your institute is very good.</b> 4 – Strongly agree 3 – Agree 2 – Neutral 1 – Disagree 0 – Strongly disagree	3.68

## PG Programmes AIMIT Centre

The overall quality of teaching learning process in your institute is very good  
80 responses



**Total Number of Students : 409    Number of Responses : 80    Percentage Responded : 19.56**

Sl No	Question	Ave. response
1.	<b>How much of the syllabus was covered in the class?</b> 4 – 85 to 100%    3 – 70 to 84%    2 – 55 to 69%    1 – 30 to 54%    0 – Below 30%	<b>3.51</b>
2.	<b>How well did the teachers prepare for the classes?</b> 4 – Thoroughly    3 – Satisfactorily    2 – Poorly    1 – Indifferently 0 – Won't teach at all	<b>3.64</b>
3.	<b>How well were the teachers able to communicate?</b> 4 – Always effective    3 – Sometimes effective    2 – Just satisfactorily 1 – Generally ineffective    0 – Very poor communication	<b>3.72</b>
4.	<b>The teacher's approach to teaching can best be described as</b> 4 – Excellent    3 – Very good    2 – Good    1 – Fair    0 – Poor	<b>3.50</b>
5.	<b>Fairness of the internal evaluation process by the teachers.</b> 4 – Always fair    3 – Usually fair    2 – Sometimes unfair    1 – Usually unfair 0 – Unfair	<b>3.70</b>
6.	<b>Was your performance in assignments discussed with you?</b> 4 – Every time    3 – Usually    2 – Occasionally/Sometimes 1 – Rarely    0 – Never	<b>3.42</b>
7.	<b>The institute takes active interest in promoting internship, student exchange, field visit opportunities for students.</b> 4 – Regularly    3 – Often    2 – Sometimes    1 – Rarely    0 – Never	<b>3.37</b>
8.	<b>The teaching and mentoring process in your institution facilitates you in cognitive, social and emotional growth.</b> 4 – Significantly    3 – Very well    2 – Moderately    1 – Marginally 0 – Not at all	<b>3.40</b>
9.	<b>The institution provides multiple opportunities to learn and grow.</b> 4 – Strongly agree    3 – Agree    2 – Neutral    1 – Disagree 0 – Strongly disagree	<b>3.50</b>
10.	<b>Teachers inform you about your expected competencies, course outcomes and programme outcomes.</b> 4 – Every time    3 – Usually    2 – Occasionally/Sometimes 1 – Rarely    0 – Never	<b>3.40</b>

11.	<b>Your mentor does a necessary follow-up with an assigned task to you.</b> 4 – Every time 3 – Usually 2 – Occasionally/Sometimes 1 – Rarely 0 – I don't have a mentor	<b>3.73</b>
12.	<b>The teachers illustrate the concepts through examples and applications.</b> 4 – Every time 3 – Usually 2 – Occasionally/Sometimes 1 – Rarely 0 – Never	<b>3.61</b>
13.	<b>The teachers identify your strengths and encourage you with providing right level of challenges.</b> 4 – Fully 3 – Reasonably 2 – Partially 1 – Slightly 0 – Unable to	<b>3.35</b>
14.	<b>Teachers are able to identify your weaknesses and help you to overcome them.</b> 4 – Every time 3 – Usually 2 – Occasionally/Sometimes 1 – Rarely 0 – Never	<b>3.27</b>
15.	<b>The institution makes effort to engage students in the monitoring, review and continuous quality improvement of the teaching learning process.</b> 4 – Strongly agree 3 – Agree 2 – Neutral 1 – Disagree 0 – Strongly disagree	<b>3.51</b>
16.	<b>The institute/ teachers use student centric methods, such as experiential learning, participative learning and problem solving methodologies for enhancing learning experiences.</b> 4 – To a great extent 3 – Moderate 2 – Some what 1 – Very little 0 – Not at all	<b>3.49</b>
17.	<b>Teachers encourage you to participate in extracurricular activities.</b> 4 – Strongly agree 3 – Agree 2 – Neutral 1 – Disagree 0 – Strongly disagree	<b>3.51</b>
18.	<b>Efforts are made by the institute/ teachers to inculcate soft skills, life skills and employability skills to make you ready for the world of work.</b> 4 – To a great extent 3 – Moderate 2 – Somewhat 1 – Very little 0 – Not at all	<b>3.56</b>
19.	<b>What percentage of teachers use ICT tools such as LCD projector, Multimedia, etc. while teaching.</b> 4 – Above 90% 3 – 70 – 89% 2 – 50 – 69% 1 – 30 – 49% 0 – Below 29%	<b>3.74</b>
20.	<b>The overall quality of teaching-learning process in your institute is very good.</b> 4 – Strongly agree 3 – Agree 2 – Neutral 1 – Disagree 0 – Strongly disagree	<b>3.53</b>